



# Roofing & Siding



## Homeowners Guide into The Roofing World

# Introduction

Congratulations! You have contacted the leading service provider in the roofing industry, and you are just a few steps away from getting the highest quality roof available on the market today.

---

## Why should you hire Roofing & Siding of Cape God?

Here are a few good reasons:

### We are local, and we're here to stay!

Roofing & Siding of Cape God was established in Dennis, MA. in 2009. We have nearly doubled in size each year since we first started out, and have projected our growth to soon go nationwide

### We offer the best warranty you can get!

All of our new roofs are guaranteed for life, and our personal service and labor guarantee is an unrivaled **20 years!**

### A highly educated staff and crew.

We send all of our workers through extensive training and a great deal of discipline. All workers must keep up with current certifications for the products we install. Our policy is: **"nothing less than perfect is acceptable"**

### Our work speaks for itself with over 1500 Satisfied customers!

We have over 150 five star customer reviews across multiple online platforms. We are one of the longest standing and top rated accounts on HomeAdvisor, and can honestly say that we have **never** left a customer unsatisfied.

### NO Smoking!

Roofing & Siding of Cape God crew are not permitted to smoke on any customers property. It is within their job description that they will be disciplined for smoking on the premise of the job site.



# The Purpose of This Guide

The purpose of this guide is educate customers about what they are actually buying when selecting a roofing contractor.

"I am shocked when I drive down the road and see other roofing companies getting away with improper installations, and still using outdated ridge vents, underlayment's, and other materials that are no longer up to code.

The average home owner has no idea that they are being taken advantage of, and I wrote this guide to stop this from happening!"

Here are some commonly unknown facts that you should consider first:

**Did you know that more than 75% of all new roofs being installed are NOT covered under any kind of official warranty?**

Believe it or not, when your contractor says "Yup, its guaranteed for 30 years" what that actually means is you have NO guarantee at all. Your roof is only covered by a manufacturers warranty when you hire an installer who is certified by that manufacturer. Then after your job is completed the certified roofer pays for, and files the necessary documents with the manufacturer, and your warranty is then registered and mailed to your house.

**Did you know that there is no one to inspect your roof once it is complete?**

That's right, you are at the will of your selected contractor and relying 100% on his skills and knowledge. The local building inspector will not climb up on your roof, he will not even check to see if it was done correctly. His job is to check for a permit, and confirm that the roof has been replaced

**Did you know that 80% of new business shut down within 7 ½ years of opening?**

If you are relying on your contractors word for a 30 year guarantee, you might want to think twice. The most common reply I hear when asking "who did this roof?" is "Some guy who is not in business anymore"



# Our Story

## **\*\*ORIGIN AND EARLY CHALLENGES: \*\***

My journey in construction began in 2002 when I started as a cleanup guy and laborer for a small company. Many bet I wouldn't last, but I persevered through summer heat waves and tough work. Within three months, I was learning the intricacies of Roofing & Siding, quickly mastering the trade. After just six months, I was tackling the most challenging tasks alongside a friend who soon joined me.

## **\*\*ENTREPRENEURIAL LEAP: \*\***

Fueled by our experience, we ventured out on our own as subcontractors, initially serving big companies both on and off Cape Cod. Our dedication paid off, and we soon grew to employ 10 workers with three trucks, managing multiple projects simultaneously while still working in the field.

## **\*\*FOUNDING ROOFING AND SIDING OF CAPE COD AND BOSTON: \*\***

In 2011, my partner and I decided to pursue different paths, leading to the birth of Roofing and Siding of Cape Cod and Boston. Concurrently, I continued to work for larger firms, steadily building my own business through strategic marketing, networking, and word-of-mouth referrals based on our exceptional customer service and high-quality workmanship.

## **\*\*MILITARY SERVICE AND BUSINESS GROWTH: \*\***

In 2010, I joined the Coast Guard Reserve, serving at various stations across Cape Cod. Facing a mandatory deployment in 2018, I proactively built a reliable team to sustain operations during my absence. This team, comprising an office manager, project manager, production manager, salesperson, and accountant, enabled our business to not only survive but thrive, expanding our customer base and reputation.

## **\*\*COMMITMENT TO EXCELLENCE: \*\***

Today, Roofing and Siding of Cape Cod and Boston boasts a team of over 30 professionals, all trained and OSHA certified. Our mission remains unwavering: to deliver unparalleled quality and customer service. With firsthand experience in every aspect of the business, from cleanup to installation, sales, accounting, and management, I ensure that our standards remain high and our growth steady.

## **\*\*OUTLOOK: \*\***

As we continue to grow year after year, our commitment to excellence and customer satisfaction remains at the core of everything we do. We look forward to expanding our footprint and continuing to be the go-to choice for roofing and siding needs on Cape Cod.

-Dmitry Labkovich (Owner/Founder of Roofing and Siding of Cape Cod and Boston)

# Do I Get a Warranty After The Job Is Complete?

-Yes, you will get a certified copy of your warranty mailed to you directly from CertainTeed.

-Roofing & Siding of Cape God is a certified CertainTeed roof installer, which is a requirement in order to offer customers a valid warranty. All of our employees also undergo training and hold valid individual certificates in their name.



## 5-Star Siding Contractor

Certificate of Membership

This is to certify that  
**Roofing & Siding of Cape Cod LLC**

has achieved CertainTeed's highest credential level and therefore is authorized to operate and represent itself as 5-Star Siding Contractor.

- The 5-Star Siding Contractor credential is subject to review at any time and is valid through the date entered, subject to the terms and conditions of the credential.
- 1 This company employs at least one Master Craftsman™ qualified crew (at least one job supervisor and one installer).
  - 2 The Master Craftsman™ qualification is based on the Master Craftsman Manual test, which includes the complex requirements and recommendations for the installation of a high-quality vinyl siding system.
  - 3 The owner has signed and agreed to abide by the program code of ethics.

Valid through: January 31, 2025

Kelly Warren  
Senior Manager - Channel & Contractor Programs  
Strategy and Communications



©2019 CertainTeed. All rights reserved. 12-0001-04-0



## SELECT ShingleMaster™ Roofing Contractor

This is to certify that  
**Roofing & Siding of Cape Cod LLC**

has achieved CertainTeed's highest credential level and therefore is authorized to operate and represent itself as a SELECT ShingleMaster™, and can offer the CertainTeed SureStart™ PLUS warranty extensions.

- To become a SELECT ShingleMaster, this company has met the following conditions. Each of these criteria, by itself, is stringent, and highlights this contractor as a model in the trade. The Select ShingleMaster Roofing Contractor credential is subject to review at any time and is valid through the date entered, subject to the terms and conditions of the credential.
- 1 All job supervisors, plus at least 50% of the shingle installation workforce, must be Master Craftsman™. And, at least one employee is qualified as a Shingle Quality Specialist™.
  - 2 The company owner has agreed to abide by the terms and conditions described in the "Code of Ethics and Professional Practices," and has qualified as a fiscally responsible business owner.
  - 3 Proof of current workers' compensation insurance, as required by law, and liability insurance covering roofing have been submitted and are on file at CertainTeed.
  - 4 The company has been in business for at least five years, or accredited in the CertainTeed ShingleMaster™ program for at least one year, or have prior industry experience that CertainTeed considers a comparable qualification.

Valid through: January 31, 2025

Kelly Warren  
Senior Manager - Channel & Contractor Programs  
Strategy and Communications



©2019 CertainTeed. All rights reserved. 12-0001-04-0

## CertainTeed SureStart PLUS 4 Star Registration

Date:	Property owner:		
Job Site Address:			
Mailing Address:			
Completion Date:			
Contractor:	<b>Roofing &amp; Siding of Cape Cod LLC</b> 900 Rte 134	South Dennis, MA 02660	
<b>CertainTeed Integrity Roof System - Details</b>			
WinterGuard Squares Applied to Eaves:	<b>Yes</b>	WinterGuard Squares Applied to Valleys:	<b>Yes</b>
Underlayment Manufacturer:	<b>RoofRunner</b>	ASTM Compliance Rating:	
Starter Course Shingles Used:	<b>SwiftStart</b>		
Shingles Used:	<b>Landmark Pro</b>	Warranty:	<b>Lifetime</b>
		Color:	<b>Max Def Pewterwood</b>
		Squares:	<b>30</b>
Ventilation Products:	<b>Yes</b>		
Hip & Ridge Accessories:	<b>Shadow Ridge</b>		
Flintlastic System Components Used:		Squares:	<b>0</b>
Flat Roof System Installed By:	<b>Roofing &amp; Siding of Cape Cod LLC</b>		
<b>Payment Information</b>			
Warranty Coverage:	<b>4 Star</b>	SureStartFee:	<b>\$120.00</b>
		Roofers Reward:	<b>\$120.00</b>
		Amount Paid:	<b>\$0.00</b>
Contractor certifies that this roof installation meets or exceeds the requirements of the CertainTeed Integrity Roof System, including but not limited to the roof components installed and the application methods used. Furthermore, contractor made a visual inspection of the roof to ensure both standards of workmanship utilized and the appearance of the finished roof complies with CertainTeed application instructions, recommendations and requirements.			
<b>Coverage Information</b>			
- Extends standard SureStart duration and coverage to 50 years- Fully transferable one time for 12 years- Covers materials, labor, tear-off and disposal for 50 years after installation			
- Increases wind warranty to 130 m.p.h. for 15 years			
Status:	<b>Approved</b>	<b>On-Line Registration</b>	

# Know Your Roof System



## INTEGRITY ROOF SYSTEM

Integrity is built from the bottom up. Layer-on-layer, only CertainTeed provides the peace of mind that comes with the best components performing together for peak efficiency.

### 1 Waterproof Underlayment

Waterproofing shingle underlayment prevents leaks from wind-driven rain and ice dams

### 2 Water-resistant Underlayment

High-performance underlayment provides a water-resistant layer over the roof deck and a secondary barrier against leaks  
GB

### 3 Starter Shingles

Perfect starts every time and designed to work in tandem with the roof shingles above

### 4 Roof Shingles

Choose the best, covered by the strongest warranty in the business

### 5 Hip & Ridge Caps

Perfect finish for hip and ridge lines, complementing all CertainTeed shingles

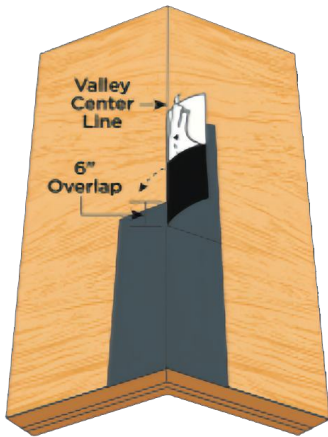
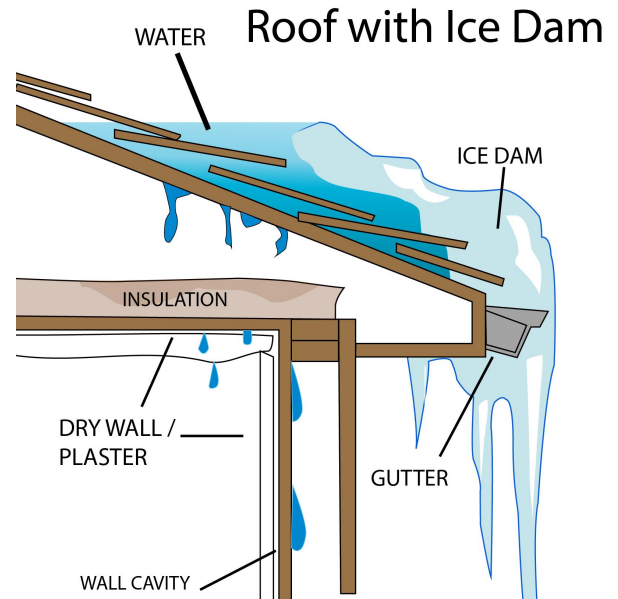
### 6 Roof Ventilation

Engineered for ideal roof ventilation especially when matched with CertainTeed Intake Vents

# How We Prevent Ice Dams

## The Enemy

Ice dams and wind-driven rain are the culprits, allowing water to get under a roof's outer shell — whether it's shingles, slate, tile, cedar shake or metal. And unless your roof deck is protected with a waterproof barrier, damage is the inevitable consequence. Ice dams are those nasty build-ups that form on the gutters and eaves of roofs as freeze-melt cycles take place. The result is trapped water, which has been forced under the shingles, that will penetrate the deck unless properly sealed. Wind-driven rain can also drive water up the slope of a roof, forcing its way under the shingles.



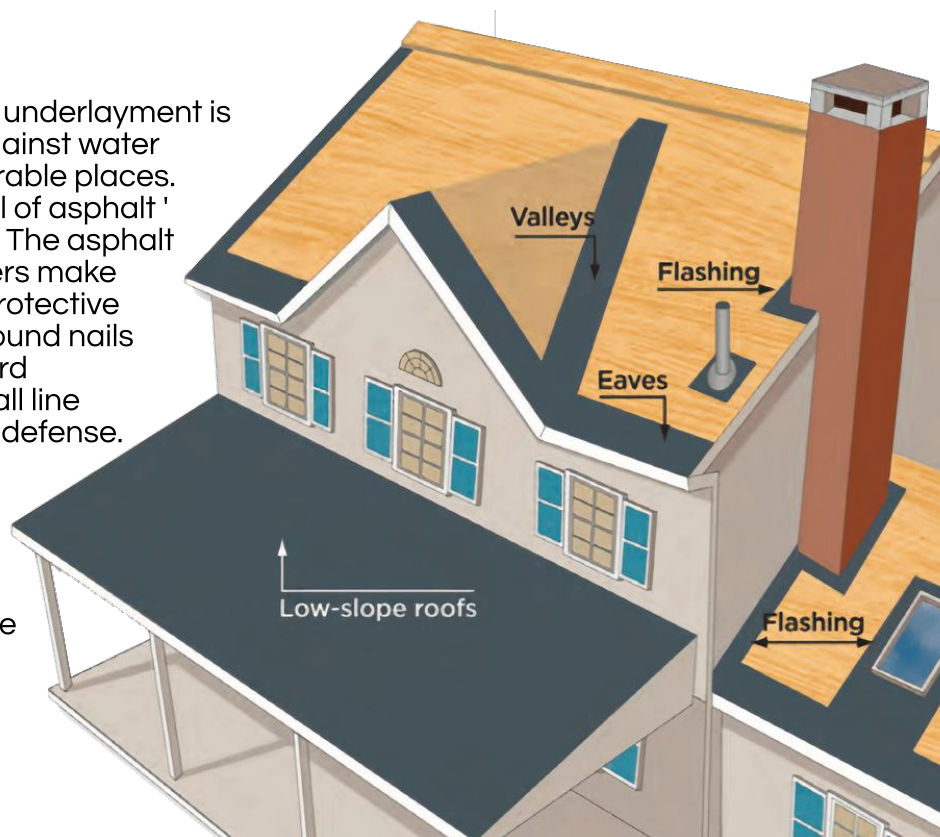
## Easy Installation

WinterGuard's adhesive bottom surface is protected with 4 disposable silicone coated release film, which is split down the middle for simple and cost-effective application. The "Peel & Flop" method is especially effective in valleys and other difficult places using manageable lengths. Even more important, WinterGuard can be repositioned before deck adhesion occurs.

## The Defense

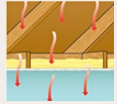
WinterGuard" waterproofing shingle underlayment is the solution for winning the battle against water penetration in your roofs most vulnerable places. WinterGuard is a composite material of asphalt ' polymers, formed into a rolled sheet. The asphalt makes it vapor-tight, and the polymers make the asphalt elastic and sticky. This protective barrier is able to stretch and seal around nails driven through it. Placing WinterGuard a minimum of 24" past the interior wall line at the eave provides your first line of defense.

WinterGuard is warranted against manufacturing defects and to remain watertight for the same period as the warranty duration carried by the shingles applied above it — up to a maximum of 50 years.



# Why Is Ventilation So Important?

## Proper Ventilation:



Reduces heat buildup in summer, making living areas more comfortable and reducing air conditioning usage



Helps eliminate trapped moisture that can cause mold, mildew, and wood rot



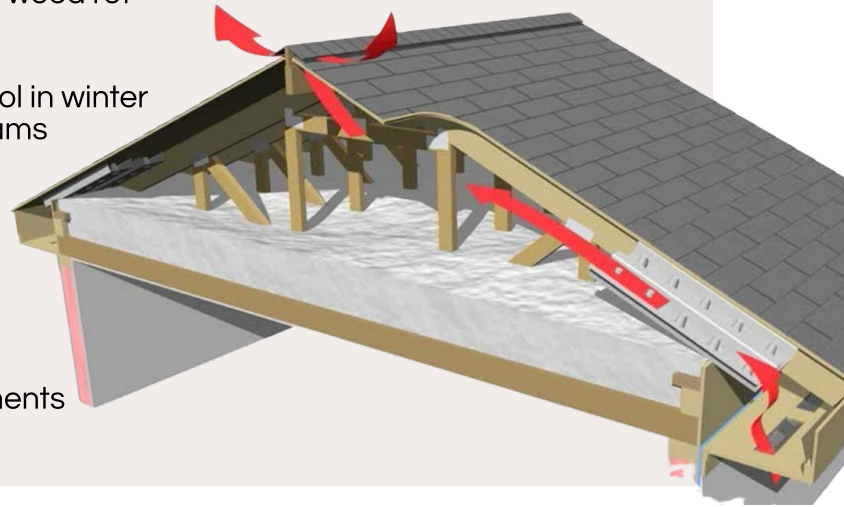
Keeps roof deck uniformly cool in winter to help protect against ice dams



Extends roof shingle life



Meets typical roof shingle warranty ventilation requirements



Ridge vents and soffit vents are the most crucial component when it comes to the longevity of your roof. Ventilation is a very serious matter to be left to the professionals, and at Roofing & Siding of Cape God we are the top ventilation experts of our field. There is no roof too complex for our ventilation solutions



Mold growth inside un-vented attic



Properly Vented Attic



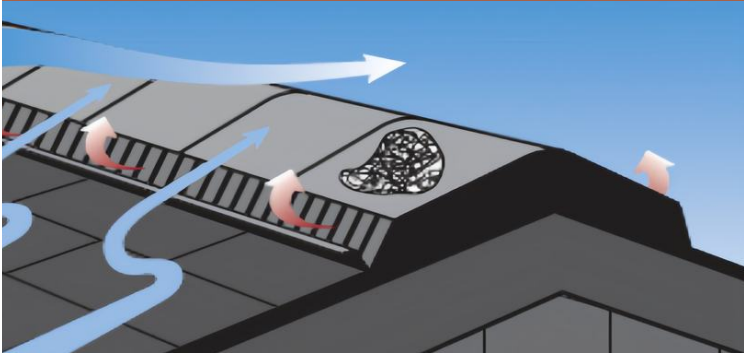


# Why Is CertainTeed's Ridge Vent #1?

- CertainTeed Filter Ridge Vent is the only ridge vent on the market with an external baffle.
- This external baffle creates lift as air passes over your house, pulling out hot and humid air.
- This Ridge vent is also required on all CertainTeed roofs in order for the shingle warranty to be considered valid

Cooler outside air passing over the house causes the hot air inside to escape freely and efficiently

Here is a close up image of the external baffle



## Don't get fooled by other ridge vent brands

CertainTeed Filter Ridge has been scientifically tested and proven to outperform all other brands of ridge vents on the market. Most other brands squeeze too tight once they are nailed down, completely restricting all airflow.


### CertainTeed Filter Ridge:


- Provides maximum airflow.
- Sustains minimum dust infiltration.
- Is completely resistant to tearing.
- Is insect and rodent resistance.
- Is guaranteed for the life of your roof.

### Other Ridge Vents:

- Allow minimal to no airflow.
- Are unfiltered, allowing dust and sand to blow in.
- Can be torn apart by strong wind or animals.
- Rodents love to scratch and chew the roll type vents.
- Most brands come with no guarantee.

We Install our ridge vents from end-to-end as seen here in the image below



 Roofing & Siding  
VS  
Our competitors



-Many companies are still installing ridge vents to the bare minimum standard as seen in the two side by side images above. Drive around your neighborhood and see for yourself.

-While this does meet the minimum building code standard, it does not meet the standards of Roofing & Siding of Cape Cod. Your roof should be functional as well as beautiful, and neither of those qualities should be compromised for the other.

# What Are Soffit Vents?

Soffit vents are any type of intake ventilation installed under the overhang of your roof eave (aka - your soffit).

These can be:

- Round
- Rectangular
- Vinyl
- Continuous channel



Rectangular



Vinyl



Round

---

If you don't have soffit vents, don't worry! We have many other solutions to ventilate your roof eaves without remodeling your entire house!

# What is "Hicks Vented Drip Edge"?

-Hicks Ventilated Aluminum Drip Edge is the best solution for creating air intake on roof eaves that were constructed without soffit ventilation.

Here's how we install it.



These steps shown above are crucial to the function of the vent. Many contractors have given this product a bad name because they don't know how to install it properly.

-Checking for, and cutting in a proper opening is the most common step that many roofers neglect to do. Skipping this first step in the beginning will void your entire roof warranty, thus should be left for the true professionals at Roofing & Siding of Cape God.

- Without properly installed intake vents, your ridge vent will be drawing air from the inside living space of your house, costing you a fortune in heating and cooling costs.

# A Helpful Guide to Your Exterior Trim

Refer to the labeled image below to understand the different areas of trim on your house.



## What Are CORTEX Screws And Plugs?



-The CORTEX screw and plug invisible fastening system, is the only system that we use when installing our trim.

-The screws hold down PVC trim tightly and securely preventing it from separating over time due to expansion and contraction during extreme temperature changes.

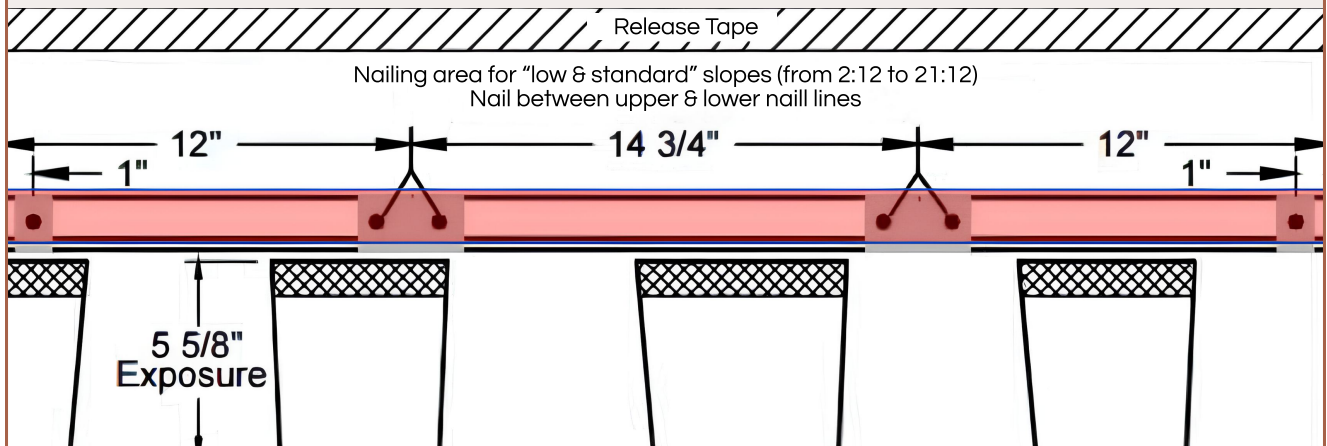
-The plugs make for a perfect finished look, covering all the holes where the screws were installed.

# How Many Nails Do You Use Per Shingle?

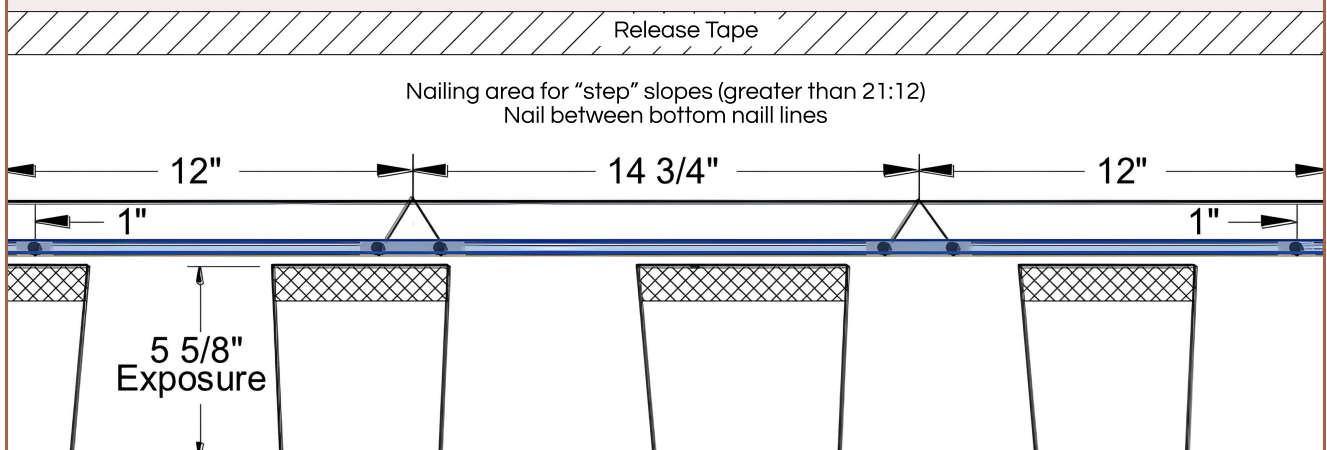
-ALWAYS 6!

- Six nails per shingle is the requirement for a full 130mph wind warranty.
- The only thing more important than how many nails are used, is where they are placed

The area on the shingle below highlighted in red is the "wide track line". This is where most roofers place their nails. Roofing & Siding of Cape God however, does not agree. We go a step beyond this.(see bottom image)



The area highlighted in blue on the shingle below is the "Hurricane nail line". This is actually the only spot on the shingle where the thickness is doubled providing more support, and this is the ONLY line that Roofing & Siding of Cape God' employees are trained to nail into, no matter what conditions apply to the roof slope.



Simply put, We nail it better!

## Do I Need to Protect my Decks, Lawn, and Garden Beds?

-No, you don't need to lift a finger! We will move any delicate or fragile items away from the house before our work begins and place it back exactly where it was after we finish.

-Our extra-large heavy duty mesh canvases will protect your entire property from falling debris and direct all of the garbage away from the house keeping it far away from your garden beds, shrubs, and flowers.



These mesh canvases are also breathable, so you don't need to worry about them frying your plants and lawn on hot sunny humid days.

## How do you clean up all of the debris?

We have our very own fleet of hydraulic dump trailers. These trailers are on 4 wheels and will not sink into your driveway or lawn like big heavy roll-off dumpsters. They are very easy to maneuver and are completely non-invasive.



## What about all of the nails?

We have the strongest magnets made by the hand of man. These magnets will pick up any nails or staples as they pass over leaving none behind in their track. We have hand magnets on the end of a long wand to get behind bushes and hard to reach areas. And large sweeper magnets on wheels to pass over your lawn and driveway.

